.....- 2 -
.....- 2 -
.....- 3 -
.....- 3 -
.....- 3 -
.....- 5 -
.....- 6 -
.....- 6 -
.....- 6 -
.....- 7 -
.....- 7 -
.....- 8 -

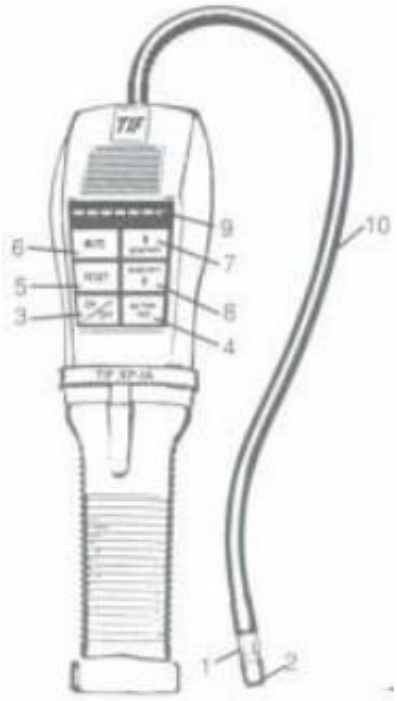
TIF
9
10
6
7
5
8
3
4
1
2

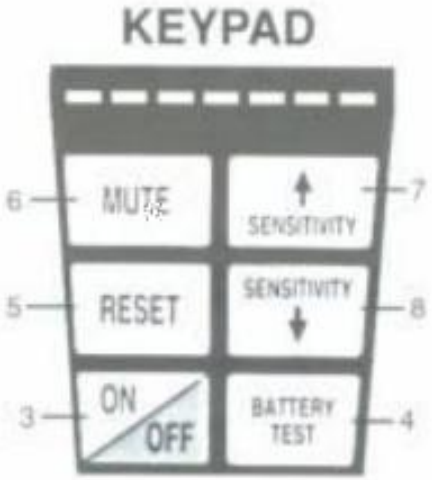
KEYPAD
6
MUTE
SENSITIVITY
7
5
RESET
SENSITIVITY
8
3
ON
OFF
BATTERY TEST
4

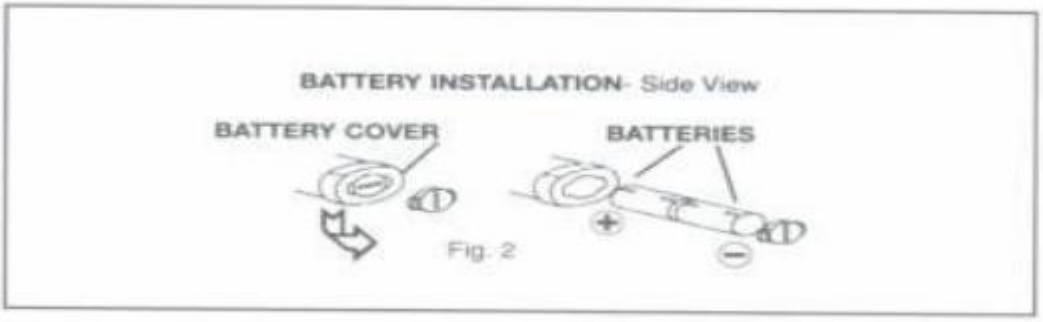
BATTERY INSTALLATION- Side View
BATTERY COVER
BATTERIES
Fig. 2

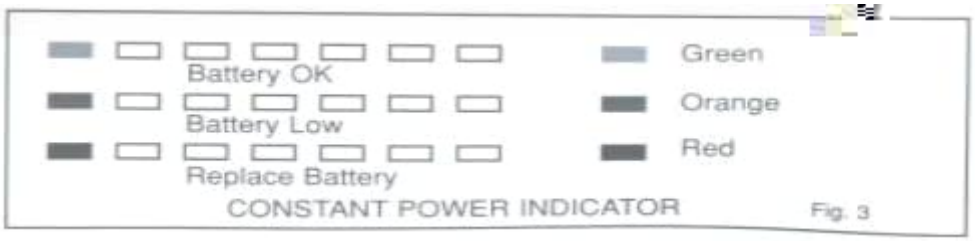
Battery OK
Battery Low
Replace Battery
Green
Orange
Red
CONSTANT POWER INDICATOR
Fig. 3